

Iridology International Doctor of Iridology Degree Program



Faculty Advisor

Bryan K. Marcia, PhD



[Doctor of Philosophy in Iridology from University of Health Sciences](#) - Honolulu, Hawaii
December 15th, 1994.

Studied under UHS Faculty Director Dr. Bernard Jensen.

Faculty advisor: Dr. Donald Bodeen.

Associate Professor in the Department of Natural Medicine at Capital University of Integrative Medicine in Washington, DC, USA from 2000-2006 and was awarded [Associate Professor Emeritus](#) in June, 2006.

Continued research, development and teaching in the iridological science to health professionals throughout the world.

The Iridology International Doctorate Degree program offers a comprehensive overview of the iridological sciences, and explores the continuum of research and development ranging from existing iridological principles to current theories and applications.

This iridology degree program offers combined research work of several pioneers including Jensen, Vida-Deck, Gunter, Roberts, Bourdiol, Angerer, Velchover, Andrews, Marcia and Jausas.

Policy, Tuition & Accreditation

POLICY/PREREQUISITES TO ENROLL

Doctor of Iridology Level Program: The prospective student must hold Bachelor of or Master's or Doctorate Degree in other natural health science approved by *Iridology International*.

Post degree prospective students who have already attained, M.D., N.D., PhD, OMD, D.Ac., TCMD, D.Hom., DAOM., DOM., DTCM, MSOM and M.H.

COURSE CREDIT TRANSFERS/ADVANCED STANDING

Prospective students who have already completed prior academic studies in Iridology.

INDIVIDUALIZED LEARNING APPROACH/HOME STUDY ALTERNATIVE

The Iridology International Doctorate program is designed for maximum freedom of study and flexibility. When a student enrolls into the Iridology International Doctorate program, course materials are instantly available via web portal with the availability to access reference material for off-line study.

Study materials such as textbooks, manuals, case studies are included in the Iridology International Doctorate program and are immediately available to the student using the on-line library portal. If the student requests research material or textbooks not found in library, the student shall be responsible to acquire such data at their own expense.

AGREEMENT

Students agree and understand that all course work is delivered via correspondence. Iridology International Doctorate program does not guarantee a graduate the right to practice in the field of natural health, health counseling and/or consultation, or to practice any form of medicine without state approval.

Iridology International Doctorate program in Iridology expressly reserves the right to change without notice all information contained herein; including, but not limited to, the following: fees and tuition, policy and procedures, degrees offered, required coursework and course offerings, and/or degree/academic requirements.

TUITION

PROGRAMS	CREDIT HOURS	TUITION	MONTHLY PAYMENT OPTION I	MONTHLY PAYMENT OPTION II	FULL TUITION OPTION
Doctorate Degree in Iridology	120 credits	3400.00 USD	12 equal payments of 283.00 USD	24 equal payments of 141.00 USD	* Cash payment gets a 5% discount at 3230.00 USD.

Credit Titles

Required credits for Doctoral degrees in Iridology:

Credit Titles	Credit Hours
Minimum 500 word review on any textbook, abstract or media	4 each/limit 20
Review iridology case study	1 each/limit 20
Clinical iridology analysis case study assessment	1 each/limit 50
Submission to Integrative Medicine Iridology Compendium	1 each/limit 20
Submission of minimum three page iridology tutorial	5 each/limit 30
Previous iridology course certification	5 each/limit 20
Proof of community lecture in Iridology	5 each/limit 30
Minimum 15,000 word Doctorate Dissertation	80 credit hours

DEGREE COMPLETION LIMITS:

Doctor of Science Iridology Degree – D.Sc. – 140 Credits Requirement

Degree completion limit - 48 months (4 years)

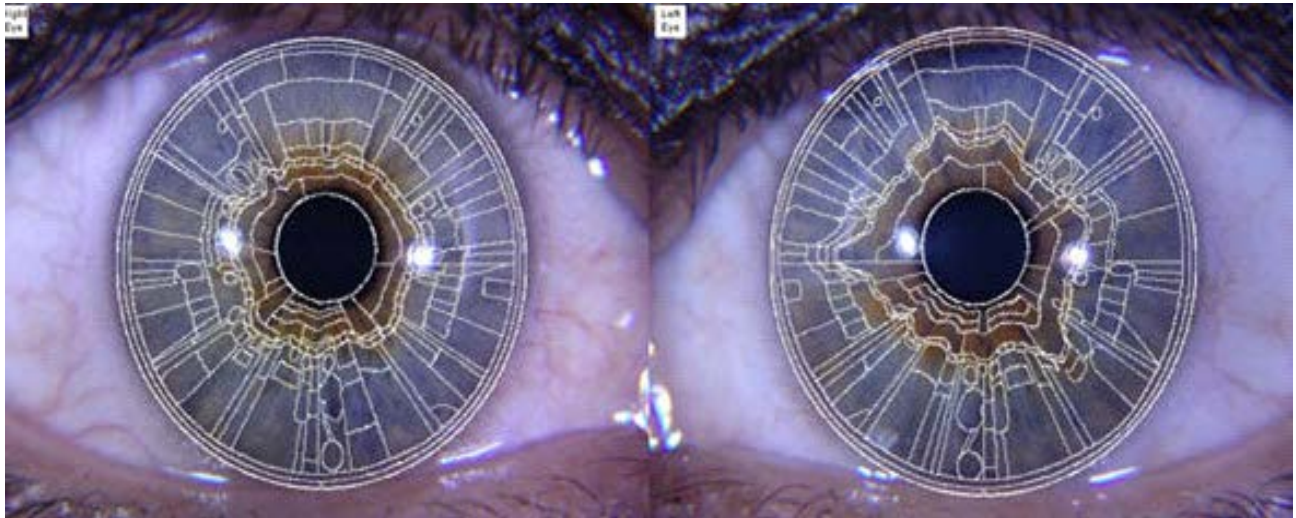
ACCREDITATION

As to date, there is no school of iridology that has received accreditation from any legitimate accreditation agency. This program is offered through Professor Bryan Marcia who has obtained his Doctor of Philosophy degree under the guidance of Dr. Bernard Jensen and Dr. Donald Bodeen as his core faculty supervisor. Professor Bryan Marcia was awarded Professor Emeritus in the faculty of Natural Medicine at Capital University of Integrative Medicine located in Washing D.C.

EMPLOYMENT OPPORTUNITIES

Iridology Degree practitioners shall be able to treat clients and patients appropriately. A holder of the Doctor of Iridology Degree will be prepared to enter a private practice, become a lecturer, natural health college/university professor or integrative medicine consultant.

Iridology can be integrated with virtually all existing healing arts. Opportunities exist in the development of new software, books, compendiums for the integration of iridology and homeopathy, botanical medicine, ayurvedic, Chinese traditional medicine, chiropractic, nutrition, physical medicine, aromatherapy, acupuncture, etc.



For graduate students interested in more advanced 'technological' approaches to iridodiagnosics, we offer the opportunity to work with our programmers in developing their own exclusive software. Opportunities exist for the translation of current iridodiagnostic software development.

Address 1	Address 2	Original Text	Translated Text
274484	769480	Local changes in prostate left lobe.	...
274557	769520	Prostate functional activity is decreased.	Prostate functional activity is decreased. Stinging nettle (Urtica ..
274603	769564	Prostate excretory activity violation.	...
274712	769644	Local changes in prostate left lobe.	...
274768	769684	Prostatic gland adenoma(?)	...
276960	769764	Chronic sinusitis. Laboured nasal respiration.	...
276995	769812	Basal brain blood flow is violated in the left side. Orthostat...	...
277058	769888	Cortical mobilization ability is decreased.	...
277093	769932	Central venous pressure is increased.	...
277159	769972	Basal brain blood flow is violated in the right side. Orthost...	...
277194	770052	Cerebral volume of blood flow is decreased. Carotid syn...	...
277263	770116	Morphologic changes in lung tissue.	...
277299	770152	Thyroid gland dysfunction.	...

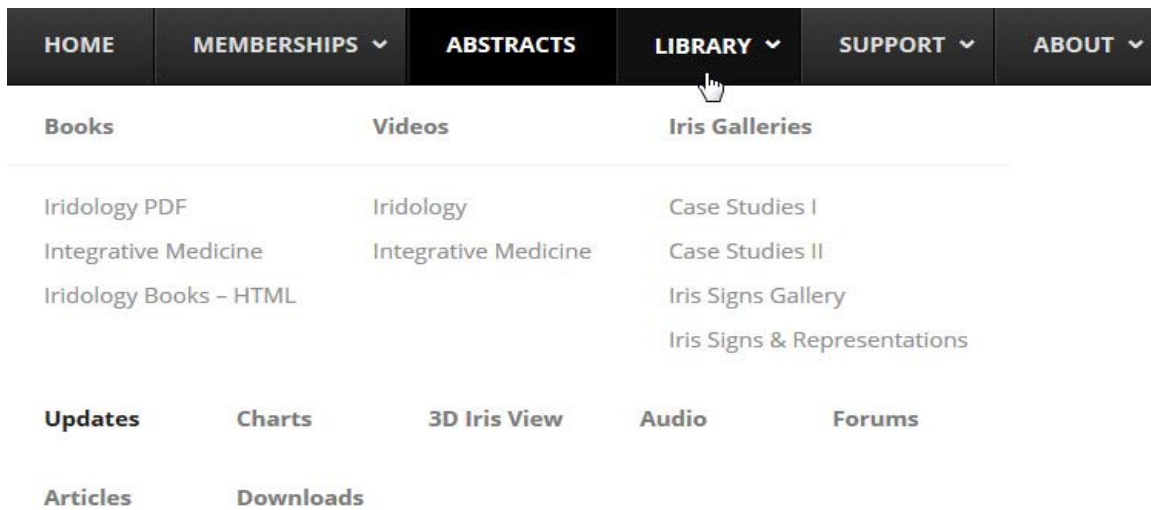
Original Text	Translated Text
Prostate functional activity is decreased.	Prostate functional activity is decreased. Stinging nettle (Urtica dioica, 80 mg per day) Bearberry: diuretic, urinary antiseptic Goldenseal: diuretic, antiseptic, antimicrobial Pau d'arco (Tabebuia imrayana) ... This herb

Iridology Degree Program Student Manual

ACCESSING THE IRIDOLOGY DEGREE PROGRAM SERVER

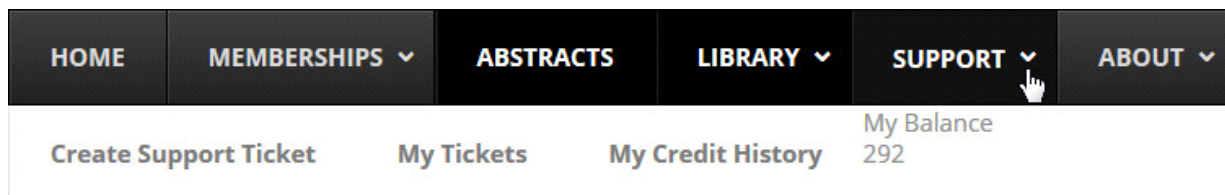
Prospective iridology degree candidates are enrolled into the iridology degree program located at iridology-research.com to commence their studies.

The degree candidate receives a notification link via email instructing them how to access their new account and create a new personal password. The student account enables students to access library, track their credit submissions and review approved academic credits.



The Iridology International Doctorate Degree Academic credit submissions are reviewed for approval every Monday of the following week following initial submission.

Student Support



Iridology International offers student resources, services and support to assist students succeed in their academic programs. student account for various subjects.

Iridology International Iridology Degree students can create support tickets directly from their student account. Support requests are immediately sent to the student's faculty advisor support alert system which automatically contacts them via email and cellular messaging services.

Academic Credits

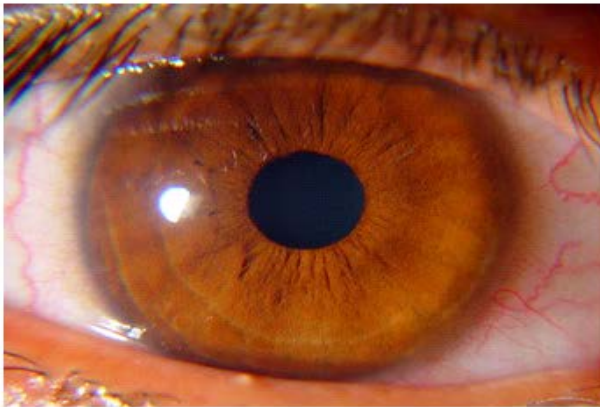
This section describes necessary procedures to attain iridology degree program credits. The prospective student is given access to create their own image, media and file databases as tools for project development.

Minimum 500 Word Review on Textbook, Abstract or Media - 4 credits each/limit 20



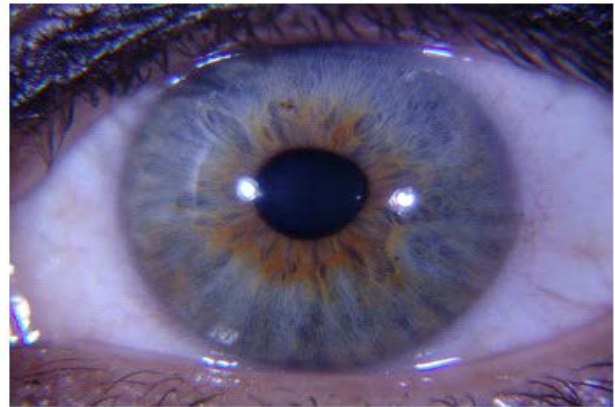
To submit an iridology textbook, abstract or media review, students can access private forums to submit reviews. Optional file upload for image, text and media are also available. Upon review submission approval, two academic credits will be awarded to the student's account.

Review Iridology Case Study - 1 each/limit 20



hk_38_r

She is right handed female. DOB: August 30, 1967. She is a thin person. She has a little big thyroid gland. Her thyroid function tests and laboratory tests are normal . She has a neck pain last six months. There is a family history of Diabetes Mellitus and Systemic Hypertension (both father and



ho_39_l

She is a dextrality female. DOB: December 15, 1964. She has not got any systemic problem. She has a close angle glaucoma in her left eye for two years. She has abnormalities in her left pupil. Her left eye has a rather narrow anterior chamber. Her right eye is normal and has a normal angle

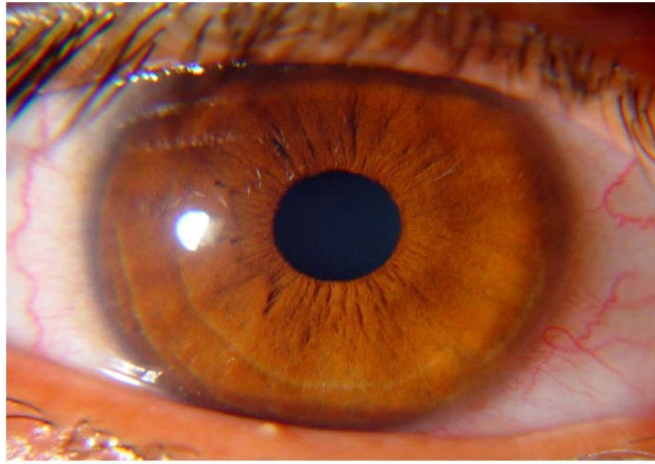
One credit will be awarded for reviewing any cases study available in the Iridology Research case study galleries or forums.

Submitting Clinical Iridology Analysis Case Study Assessments - 1 each/limit 50

Keymaster
(177.237.143.48)

Topics: 3
Replies: 0
Credits: 292

Female. Age 51. She is a thin person. She has an enlarged thyroid gland. Her thyroid function tests and laboratory tests are normal .
is a family history of Diabetes Mellitus and Systemic Hypertension (both father and mother)



To submit an iridology case study, students can access private forums to submit case studies with attached iris images. Upon review submission approval, two academic credits will be awarded to the student's account. Analysis reports can be uploaded as PDF document attachments.

Submission into Integrative Medicine Iridology Compendium - 1 credit each/limit 30

Iridology integrates with all healing arts, and is vital to construct an integrative healing art compendium for iridology. Designing, updating and maintaining a compendium will serve as an important tool in clinical practice and future iridological research.

Students will be awarded academic credits for submitting data into the Integrative Medicine Iridology Compendium. Academic credits are also awarded for linking iris image samples to specific iris signs found in the compendium.

Academic credits are also awarded for linking iris image samples to specific iris signs found in the compendium.

Submission of iridology tutorial (three page minimum) - 5 credits each/limits 30

Academic credits will be awarded for the creation of a unique iridology tutorial. There are many possible topics for developing iridological tutorials such as the following examples:

'How to Analyze the Brown Eye'; 'Detecting Pupillary Inferior Nasal Flatness for Tendency toward gynecological diseases'; 'Shoe Lacunae Examples and Tendencies'; 'Transversal Differentiation and Possible Indications'; 'Pigment Differentiation and Tendencies', etc.

For submitting a tutorial for academic credit, students can access the private forums and upload their tutorial as image, txt, pdf, doc, docx or Media files formats.

Previous iridology course certification or community lecture in Iridology - 5 credits each/limit 30

Academic credits are awarded for post-certification in iridology with a minimum study limit of 20 hours. A scanned image of the certificate must be uploaded for evaluation and credit approval.

Community lectures must also include proof of lecture by submitting an image scan of lecture advertisement or audio-video of lecture. The Submitting certifications or lecture media for academic credit.

Minimum 15,000-word Doctorate Dissertation - 80 credit hours



A Doctorate Dissertation is particular academic task to choose a topic plan yourself and execute a project investigating that topic; to write about your topic and what your conclusions were.

Important stages in the dissertation process include:

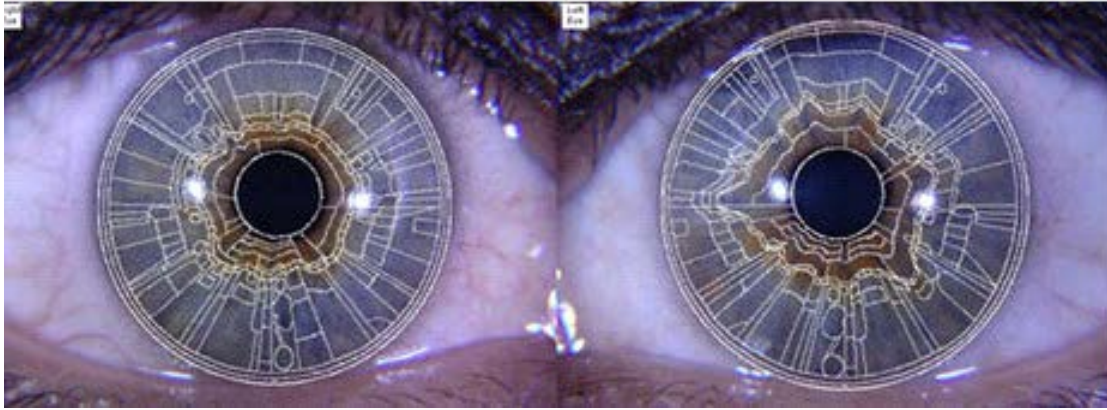
Choosing a topic; developing a research question; effective planning of research; being organized and methodical while conducting your research and reporting your research.

In order to complete your graduate degree and begin your professional career as Doctor of Iridology, it is necessary to write and defend a Dissertation. Your Dissertation is a document that will demonstrate your professional proficiency in iridology. Students must also defend their dissertation when completed.

The Iridology International student server offers many helpful resources for developing a dissertation. Students receive unlimited access to the Iridology-Research.com server for the duration of their studies. The Iridology Research Server offers collaboration with other world-wide iridologists. Access also includes video and audio lecture libraries, member case study galleries, iris signs galleries, iridology abstracts and forums.

Student Tools

Iridology Software: Students have the opportunity to download and install a fully registered version of Iridology Analysis Professional software based upon the clinical works of E.C. Velchover's Russian Iridodiagnostics. This iridology software also includes eight different topographic iridology charts including Jensen, Vida-Deck, Gunter, Roberts, Bourdiol, Angerer, Velchover and Jausas.



Iridology Software Development Programs: For graduate students interested in more advanced 'technological' approaches to iridodiagnostics, a software development tool is available for editing or translating iridology software key data.

Options

Address 1	Address 2	Original Text	Translated Text
33636	741160	Stomach ulcer disease	Estómago de las úlceras
33643	741188	Stomach ulcer disease against background of mucosa s...	Estómago úlcera contra el fondo de la atrofia de la mucosa sub...
34005	741332	Inclination to spastic vessels reaction. Increased spasm...	La inclinación a la reacción de los vasos espásticos. Aumento...
34012	741408	Decreased brain oxygenation probably caused by violati...	Disminución de la oxigenación cerebral probablemente causa...
34019	741496	Local changes in front lobe of brain.	Los cambios locales en el lóbulo frontal del cerebro.
34026	741536	Local changes in temporal lobe of brain.	Los cambios locales en el lóbulo temporal del cerebro.
34033	741580	Local changes in occipital lobe of brain.	Los cambios locales en el lóbulo occipital del cerebro.
34040	741624	Decreased blood circulation of right hemisphere.	Disminución de la circulación de la sangre del hemisferio derec...
34047	741676	Decreased blood circulation of left hemisphere.	Disminución de la circulación de la sangre del hemisferio izque...
34054	741728	Increased sensitivity to psycho-emotional overload.	El aumento de la sensibilidad a la psico-emocional de sobrec...
35934	741852	Please, select a color of iris.	Por favor, seleccione un color del iris.
35992	741884	Please, select a density of iris.	Por favor, seleccione una densidad de iris.
35993	741900	Please, select a reflexion...	Por favor, seleccione un reflejo de iris...

Original Text Word wrap

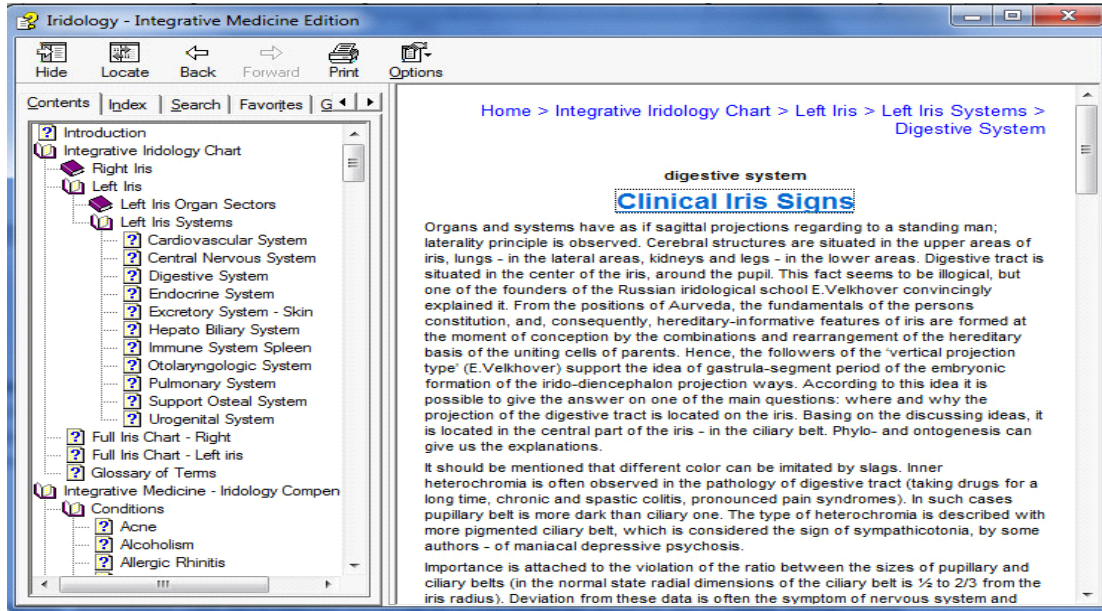
Translated Text Word wrap

Stomach ulcer disease

Estómago de las úlceras.

Write to list

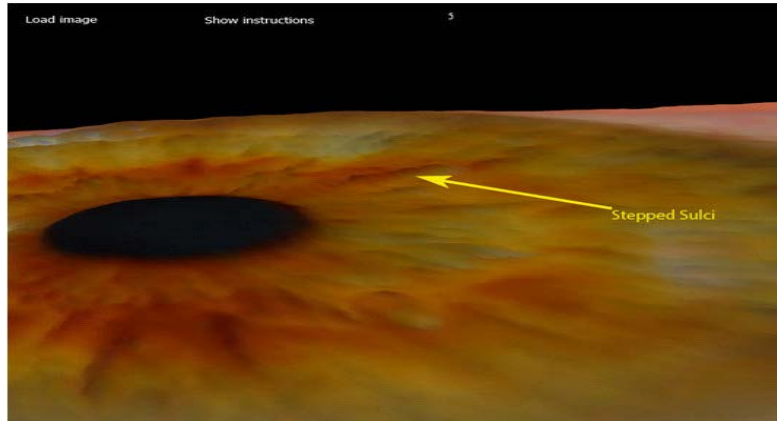
Iridology Integrative Medicine Compendium Installer: The Iridology- Integrative Medicine compendium represents a compilation of iridological signs and several healing art modalities including therapeutics. This compendium version includes Herbal and Nutrition sections and is currently being improved toward the integration of specific iridological signs into various healing arts.



Iridology Charts: Students can download printable iridological charts including Integrative Iridology Chart, Pupil Deformation Chart, Pupil Decentration Chart, Constitutions Chart (Iris Signs) and Constitutions Chart (Diathesis). Currently, there are over 100 more iridology charts available for access in the iridology-research.com archives.



Iris3D Research Program: The Iris3D program was designed to assist students in reviewing the human eye using 3D landscape view. The Iris3D program is available for download or can be accessed directly from the Iridology International Iridology Degree Program student server as flash based web-browser program.



EQUIPMENT REQUIREMENT FOR CLINICAL IRIDOLOGICAL ASSESSMENTS

Students must possess required assessment tools which include digital iridoscope to capture the human eye and specialized iridodiagnostic software to create clinical iridology assessment reports.



Iridology analysis software is included in the Iridology International Doctorate Degree Program, although the student is responsible to obtain their own digital iridoscope.

COMPUTER - PC REQUIREMENTS

All course data material can be accessed using microsoft windows operating system or MAC operating systems in exception to the iridodiagnostic software, which can only be installed on Windows PC.

Alternatively, students can also access both Iridology Analysis Pro and Bexel Irina software by way of remote access using teamviewer. There are currently three network systems available for remote access although may require booking time slots.

Another method for Macintosh PC's users to access iridodiagnostic software is to install Virtual Machine Software. Virtual machine software such as Apple's [MAC boot camp](#) (free) or other alternative methods, (not free) would be to install windows VM using Parallels Desktop 7 for Macintosh or Fusion 5 software.

Frequently Asked Questions

Are there any additional materials I must purchase, or extra costs to meet, when I take any of the courses?

No other materials are required in addition to what is included in the Iridology International Doctorate Degree Program. However, it is recommended that students read any related subjects as appropriate.

What is your refund policy?

0-30 days after enrollment: Full refund (minus enrollment fee of \$75).

31-60 days after enrollment: 50% refund (minus enrollment fee of \$75).

61+ days after enrollment: No refund.

Leave of Absence:

The student may apply for leave of absence for personal or family related illness or other serious established necessity. A letter of written request for leave of absence must be submitted to Professor Bryan Marcia for approval. Students may re-enter course training at the point of course time frame and course progression prior to leave. Students can be granted a maximum of one year leave of absence.